

# 1 Apollo Drive Whippany, NJ



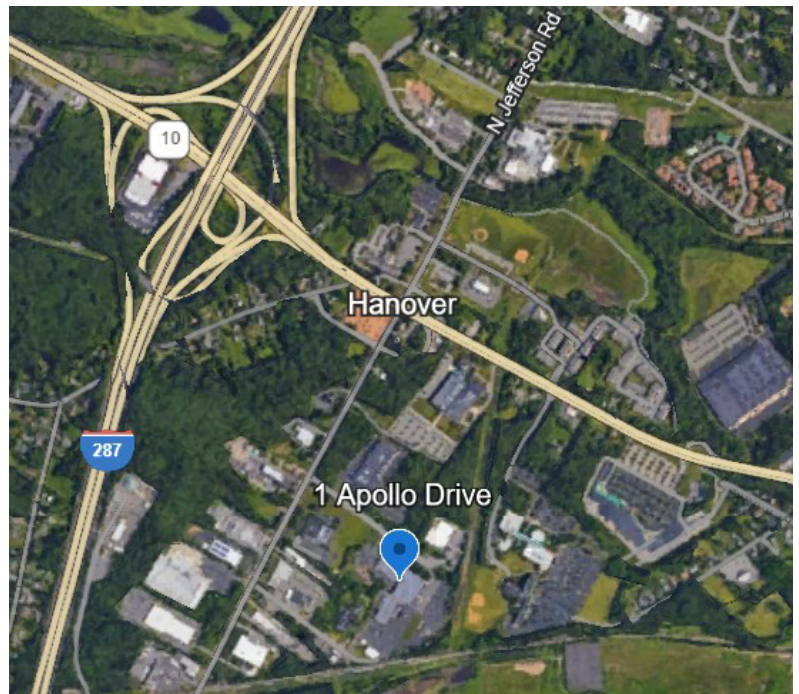
## FOR LEASE – Flex/Tech

*Fully Air Conditioned*

### PROPERTY SPECS:

Space Available:	9,000 SF
Ceiling Height:	14' 8" – 16'
Loading:	2 Tailgates
Parking:	25 spaces
Lighting:	LED
Available:	Immediately
Lease Rate:	\$15.00 PSF NNN
Taxes & CAM:	+/- \$3.75 PSF

**Comments:** Ideal for lab, supply house/counter sales, showroom, distribution and other light industrial uses.



*For more information, please contact:*

Gregory J. Sabato, SIOR  
gsabato@resource-realty.com  
908-403-5559

Scott Peck, SIOR  
speck@resource-realty.com  
973-568-0198

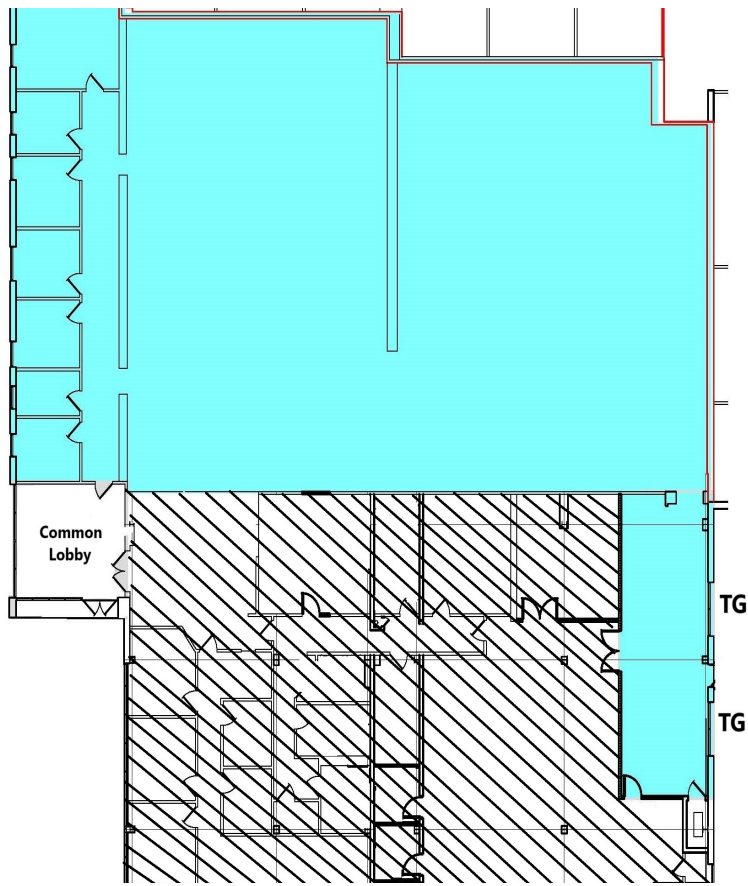
973-299-0900 • [www.resource-realty.com](http://www.resource-realty.com)

*Exclusive Leasing Agent:*



**Resource Realty**  
Corporate Real Estate Services

*35 Years of Dedication & Expertise*



Exclusive Leasing Agent:



*35 Years of Dedication & Expertise*

973-299-0900

www.resource-realty.com

All information furnished is from sources deemed reliable. No representation is made as to the accuracy thereof and it is submitted subject to error, omission, change of price, prior sale or lease and withdrawal without notice. Any commission due cooperating brokers is subject to all of the terms and conditions upon which we and our clients have agreed.

# 1 Apollo Drive Whippany, NJ

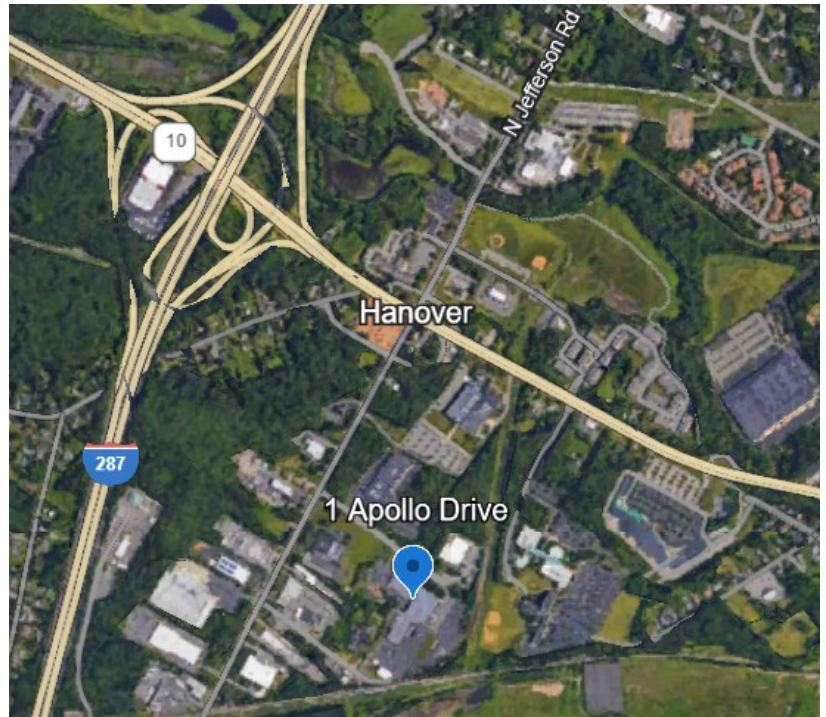


## FOR LEASE – Flex/Light Industrial

### PROPERTY SPECS:

<b>Space:</b> 10,150 SF (See floor plan)	<b>Space:</b> Approx 8,500 SF (100% A/C) (Floor plan coming soon)
<b>Offices:</b> To suit (+/- 1,000 SF)	<b>Offices:</b> To suit (+/- 900 SF)
<b>Ceiling Height:</b> 14'	<b>Ceiling Height:</b> 14'
<b>Loading:</b> 2 tailgate loading docks, 1 drive-in door	<b>Loading:</b> 1 dedicated tailgate loading dock, 1 shared tailgate loading dock

**Power:** 200 amps/480 volts, 3 phase  
**Parking:** 3.5 per 1,000 SF  
**Lighting:** LED  
**Available:** Immediately  
**Lease Rate:** \$15.00 PSF NNN  
**Taxes & CAM:** +/- \$3.75 PSF



**Comments:** Ideal for distribution, supply house/ counter sales, showroom, and other light industrial uses.

For more information, please contact:

Gregory J. Sabato, SIOR  
 gsabato@resource-realty.com  
 908-403-5559

Scott Peck, SIOR  
 speck@resource-realty.com  
 973-568-0198

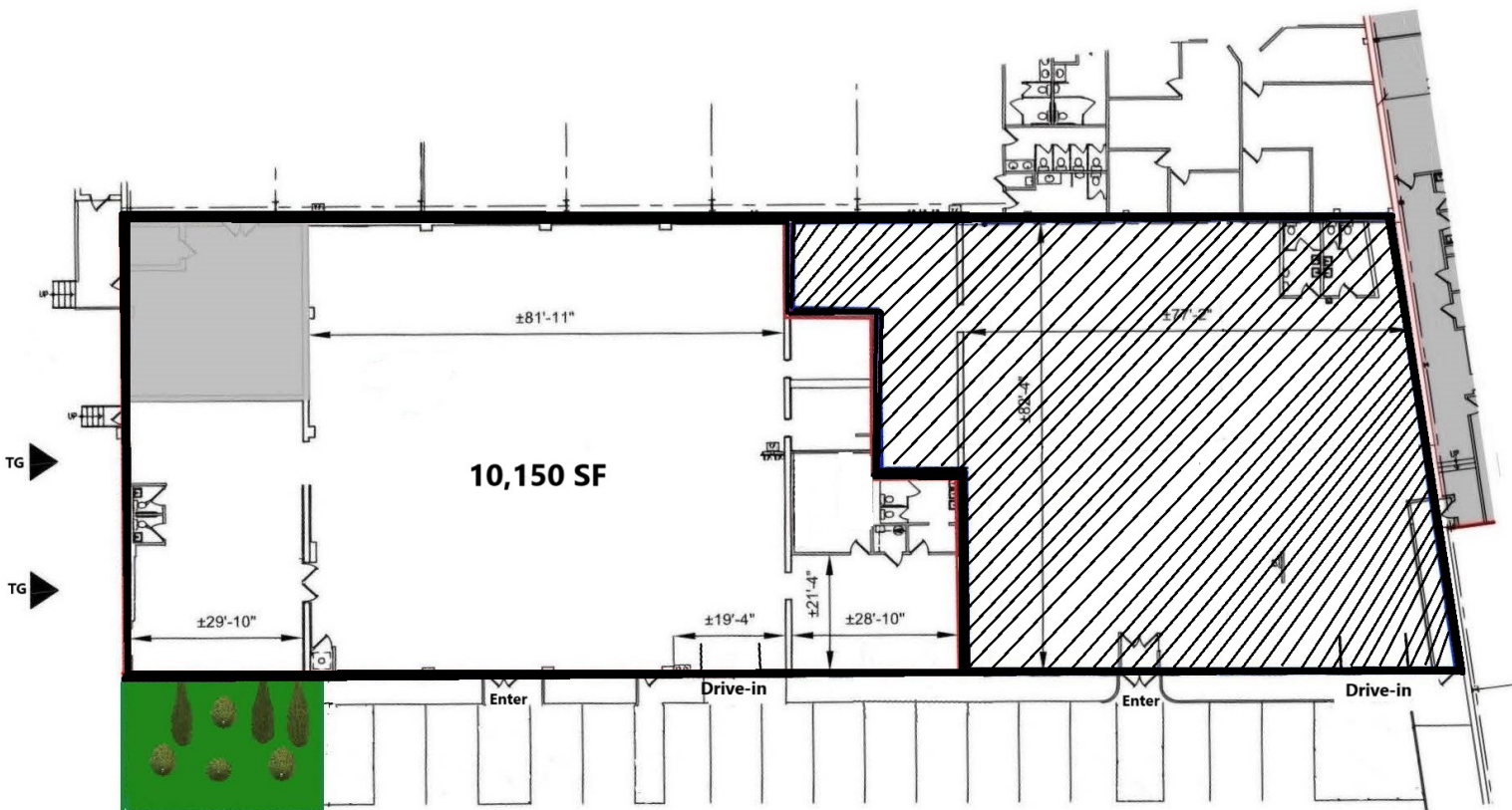
973-299-0900

Exclusive Leasing Agent:



Resource Realty  
 Corporate Real Estate Services

www.resource-realty.com



All information furnished is from sources deemed reliable. No representation is made as to the accuracy thereof and it is submitted subject to error, omission, change of price, prior sale or lease and withdrawal without notice. Any commission due cooperating brokers is subject to all of the terms and conditions upon which we and our clients have agreed.

Exclusive Leasing Agent:



973-299-0900  
[www.resource-realty.com](http://www.resource-realty.com)